

IREAD-3

Indiana **R**eading **E**valuation **A**nd **D**etermination (IREAD-3)



Lake Station Elementary Schools Testing Team:

Bailey Facilitator: Jessie Kammer – jkammer@lakes.k12.in.us

Bailey Principal: Terry Kolopanlis – kolopanist@lakes.k12.in.us

Hamilton Facilitator: Emily Coyle – ecoyle@lakes.k12.in.us

Hamilton Principal: Jennifer Havens-Rodriguez – jhavens-rodriguez@lakes.k12.in.us

Title Coordinator: Jackie Skaggs – jskaggs@lakes.k12.in.us

Director of Technology: Ralph Girgenti – rgirgenti@lakes.k12.in.us

Professional Development/Instructional/Data Coach: Kathy Brown – kbrown@lakes.k12.in.us

[IREAD-3 - English](#)



[IREAD-3 - Spanish](#)



▶ <https://youtu.be/kgYHK4nC2C0>

IREAD-3 STANDARDS

- Based on Indiana Standards, IREAD-3 Assessment is a summative assessment that measures foundational reading standards through grade 3.

Strands Assessed	Description	Percent Range*
Reading: Foundations and Reading: Vocabulary	Questions may include identifying beginning, middle, and ending sounds; identifying synonyms, antonyms, homographs, and suffixes; and using context clues to determine the meaning of unknown words in a text.	25-35%
Reading: Nonfiction	Questions may include comparing and responding to grade-level informational text by making connections and/or predictions while reading, and identifying important information within text (e.g., problem and solution, cause and effect, main idea).	30-40%
Reading: Literature	Questions may include comparing and responding to grade-level literary text by recalling and/or describing story elements (e.g., plot, character traits and development, problem and solution), and identifying the theme and narrator of different literary genres.	30-40%

* This range represents the approximate degree of emphasis for each reporting category on the assessment.

WHEN IS IREAD-3?

- The Lake Station testing window for 2022:
 - March 7 through March 18

- Administered online

MARCH 2022						
Sun	Mon	Tue	Wed	Thu	Fri	Sat
27	28	1	2	3	4	5
6	7	8	9	10	11	12
13	14	15	16	17	18	19
20	21	22	23	24	25	26
	← SPRING BREAK →					
27	28	29	30	31	1	2

HOW LONG IS IREAD-3

Segment	Total Time
Practice Test	Estimated 15 minutes*
Segment 1	30 minutes**
Segment 2	35 minutes
Segment 3	33 minutes

*The Practice Test is untimed.

**Segment 1 includes phonics items read aloud to students. The timing of this portion of the assessment may vary slightly.

WHAT HAPPENS IF MY CHILD DOESN'T PASS?

- Any student who does not pass in the spring has an opportunity to retest in the summer after attending summer remediation.
- If a student does not pass the summer retest, then he or she will be retained and unable to move on to 4th grade (*unless he/she has a "Good Cause Exemption"*).
- According to the Indiana Department of Education:
"Students who do not pass IREAD-3 in the spring have an opportunity to retest in the summer. Students who do not pass the spring or summer administrations of IREAD-3 will continue to receive instruction in Grade 3 Reading, will be officially reported as a third grader, and will fully participate in the IREAD-3 assessment."
- **A parent does not have the option of "opting out" of retention.**

**SAMPLE
IREAD-3
QUESTIONS**



Note: The teacher reads aloud the boldface directions in the first two sections, as outlined below. Students must read silently the set of answer choices and answer each item on their own. Only the answer choices appear in the student test book.

Beginning Sounds

- **Look at the words for Number 1. Find the word that has the same beginning sounds as “grass...grass”. Fill in the circle that goes with the answer you choose.**

gray

guest

glove



Note: The teacher reads aloud the boldface directions in the first two sections, as outlined below. Students must read silently the set of answer choices and answer each item on their own. Only the answer choices appear in the student test book.

Ending Sounds

- **Look at the words for Number 2. Find the word that has the same ending sound as “rain...rain”. Fill in the circle that goes with the answer you choose.**
 sting done tiny



Note: The students read silently the word in bold and choose the word that has the same vowel sound as the underlined part of the word (shown below in **bold**). Only the word in bold and the answer choices appear in the student test book.

Vowel Sounds

sad

pain

chart

crash

waste

➤ **Word Analysis: Synonyms, Antonyms, and Homographs**



The following three items illustrate the types of items that assess students' knowledge of synonyms, antonyms, and homographs, respectively. The teacher reviews the directions for completing each section and reads aloud the directions for the sample items *only*. Once students have answered the sample items and asked any questions, the students must read and answer all questions on their own.

Synonyms

- For Number 4, choose the word that means the same, or about the same, as the underlined word.

4.) was sad

- angry
- careful
- excited
- unhappy

Antonyms

- For Number 5, choose the word that means the opposite of the underlined word.

5.) to give away

help

take

offer

send

Homographs

- For Number 6, read the sentences. Then choose the word that correctly completes both sentences.

6.) The _____ is coming down the track.

You can _____ your dog to fetch the newspaper.

car

teach

train

horse

➤ **Word Analysis: Suffixes**



The following item illustrates the type of *word analysis* items that assess students' analyses of suffixes. A sample item precedes each set of items. The teacher reads aloud the directions for the sample item *only*. Once students have answered the sample item and asked any questions, the students must answer all questions in this section on their own.

Note: Students must silently read the set of answer choices and answer each item on their own. Only the answer choices appear in the student test book.

- **For Number 7, find the word that has the suffix, and **ONLY** the suffix, underlined.**
 careless beautiful quicker suddenly

➤ **Context Clues**



The following two items illustrate the type of items that assess students' ability to use context clues. The teacher reads aloud the directions for the sample item *only*. Once students have answered the sample item and asked any questions, the students must read and answer all questions on their own.

- **For Numbers 8 and 9, read the story. For each of the blanks, there is a list of words with the same number. Choose the word from each list that best completes the meaning of the story.**

Close the front ___(8)___ so the warm air stays inside the house.

You may want to put on an extra ___(9)___ if you are still cold.

8.) box

case

door

lid

9.)

cane

ring

shoe

sweater

**Reading: Vocabulary, Reading: Nonfiction, and Reading: Literature –
Vocabulary and Reading Comprehension**



The following passage and two items illustrate the types of passages and items that assess students' comprehension of literary and nonfiction text and vocabulary. The teacher reads aloud the directions for completing the session and for the sample item *only*. Once students have answered the sample item and asked any questions, the students must read and answer all of these questions on their own.

- Read “Snow Hopper”. Then answer Numbers 10 and 11.

Snow Hopper

Take a walk in the woods on a sunny winter’s day. You might find tiny insects, called snow fleas, hopping on snow.

Crowds of snow fleas travel together. They look like grains of pepper popping up and down. If you put your hand on the snow, some may hop on top. Lift your hand up, and snow fleas jump off.

How do snow fleas hop? Each snow flea has two tiny tails. The tails bend under a snow flea’s body and are held by little hooks. When the hooks open, the tails spring out, and the snow flea leaps up. Snow fleas are also called springtails.

In the winter, snow fleas chew dead leaves and plants buried beneath the snow. When they can’t find enough food, they hop to some place new.

A million snow fleas may move together. Some hop on top of the snow. Most crawl under leaves below the snow.

In a few days, their journey is done. The tiny travelers may have moved 25 meters, about the length of a swimming pool. Then the huge group disappears. Where do all the snow fleas go? No one knows for certain, but their snow-hopping days are done.

10.) The author writes that no one knows for certain where snow fleas go. Which of these words means the opposite of certain?

- clear
- unsure
- worried

11.) Which of these sentences from the passage **best** tells where snow fleas search for food?

- “Lift your hand up, and snow fleas jump off.”
- “They look like grains of pepper popping up and down.”
- “When the hooks open, the tails spring out, and the snow flea leaps up.”
- “In the winter, snow fleas chew dead leaves and plants buried beneath the snow.”

ILEARN

Indiana **L**earning **E**valuation **A**ssessment **R**eadiness **N**etwork



WHAT IS ILEARN?

- Administered in **Grades 3, 4, 5, 6, 7, 8, and Biology in the Spring**
- Based on Indiana College and Career Readiness Standards
 - English Language Arts, Math, Science, Social Studies
- Adopted by the Indiana State Board of Education, the assessments are administered in one testing window through a computer adaptive test (CAT).
 - ELA and MATH are currently CAT
 - Science and Social Studies will be developing into CAT testing in the coming years.

WHEN IS ILEARN?

Testing window for Grades 3-8: April 20 through May 15

APRIL 2020						
SUN	MON	TUE	WED	THU	FRI	SAT
			1	2	3	4
5	6	7	8	9	10	11
12	13	14	15	16	17	18
19	20	21	22	23	24	25
26	27	28	29	30		

Holidays and Observances: 12: Easter Sunday, 13: Easter Monday, 15: Tax Day

www.wiki-calendar.com

MAY 2020						
SUN	MON	TUE	WED	THU	FRI	SAT
					1	2
3	4	5	6	7	8	9
10	11	12	13	14	15	16
17	18	19	20	21	22	23
24	25	26	27	28	29	30
31						

Holidays and Observances: 5: Cinco de Mayo, 10: Mother's Day, 25: Memorial Day

www.wiki-calendar.com


















WHAT'S TESTED

Third Grade	Fourth Grade	Fifth Grade	Sixth Grade	Seventh Grade	Eighth Grade	Any Grade
English/ Language Arts	English/ Language Arts	English/ Language Arts	English/ Language Arts	English/ Language Arts	English/ Language Arts	Currently enrolled in Biology
Math	Math	Math	Math	Math	Math	
	Science	Social Studies	Science			

ILEARN STANDARDS - BLUEPRINTS

- **The blueprints can be used as tools to:**
 - Align expectations regarding mastery of the standards;
 - Identify the degree of emphasis of curricular components;
 - Assist and guide in prioritizing curriculum and instructional planning;
 - Enhance classroom assessment.

ILEARN Blueprints

Mathematics	English Language Arts	Science	Social Studies
Grade 3 	Grade 3 		
Grade 4 	Grade 4 	Grade 4 	
Grade 5 	Grade 5 		Grade 5 
Grade 6 	Grade 6 	Grade 6 	
Grade 7 	Grade 7 		
Grade 8 	Grade 8 		
		Biology 	U.S.Government  (optional)

HOW ELEMENTARY SCHOOLS PREPARE

➤ 8-Step Process

- **Indiana State Standards Testing (Success)** - every 3 weeks
- **Remediate standards based off scores** - every 3 weeks
- **Fun Fact Friday** – math fact fluency
- **Standardized testing Practice Tests, Lessons and technology remediation**
- **STAR Testing** – given 4 times a year, data used to identify strengths /weaknesses, guide instruction/remediation, and looked at as a predictor for performance on standardized tests
- **Learning Log teacher meetings** - for collaboration to build best practices in teaching.

HOW TO HELP YOUR CHILD PREPARE

➤ **Compass Learning** (Grades 1-5)
<https://www.thelearningodyssey.com/>

➤ **ReadWorks** (all grades)
<http://www.readworks.org/>

➤ **Typing Practice**

- Typetastic
- NitroType
- TypingAttack
- Word
- Google Free Typing games

Table 1

Grade	Word Count Range (short text)	Word Count Range (long text)
3	200-487	488-650
4	450-562	563-750
5	450-562	563-750
6	650-712	713-950
7	650-712	713-950
8	650-712	713-950

Table 2

Recommended Lexile and Flesch-Kincaid ranges for each grade are shown in the chart below.

Grade	Lexile Band	Flesch Kincaid
3	420-820	1.98-5.34
4-5	740-1010	4.51-7.73
6-8	925-1185	6.51-10.34

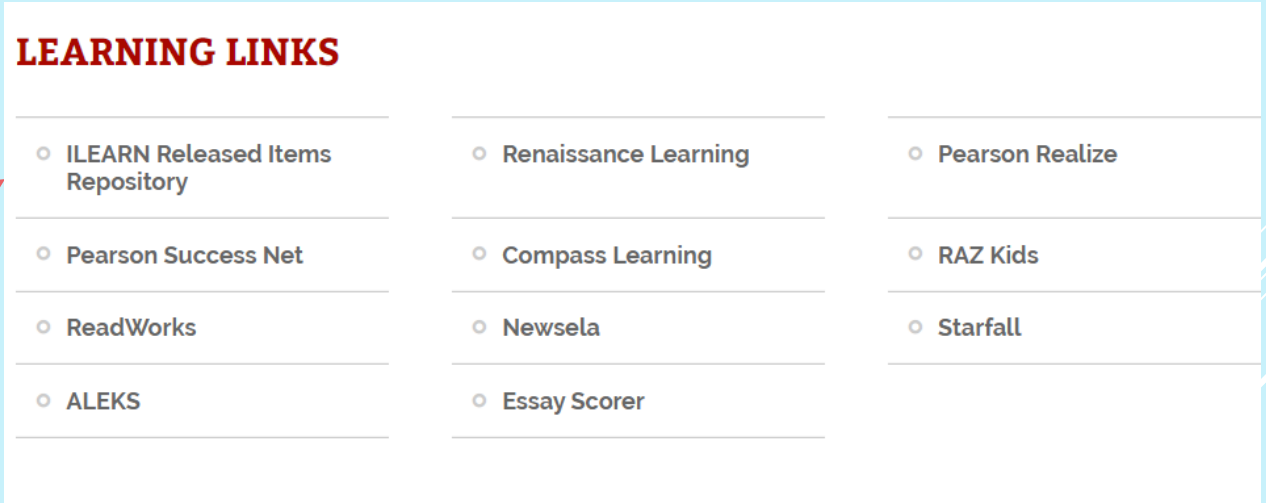
HOW TO HELP YOUR CHILD PREPARE

- **IDOE IREAD-3 Item Sampler** (3rd Grade)
<http://www.doe.in.gov/assessment/iread-3>
- **ILEARN & IREAD Released Items Repository**
A link is available on the Lake Station Website in the “Learning Links” section at the bottom of the webpage.
- **Google: IREAD / ILEARN Practice** (all grades)
Many teachers across the state have created several practice sites and practice tests

**Practice Basic Math Facts at home weekly.
Read at home and ask questions about the text.**

RELEASED ITEMS REPOSITORY

1. Visit the Lake Station Schools Website.
www.lakes.k12.in.us
2. Navigate to your child's school.
3. A link has been placed in the "Learning Links" toward the bottom of the main webpage.

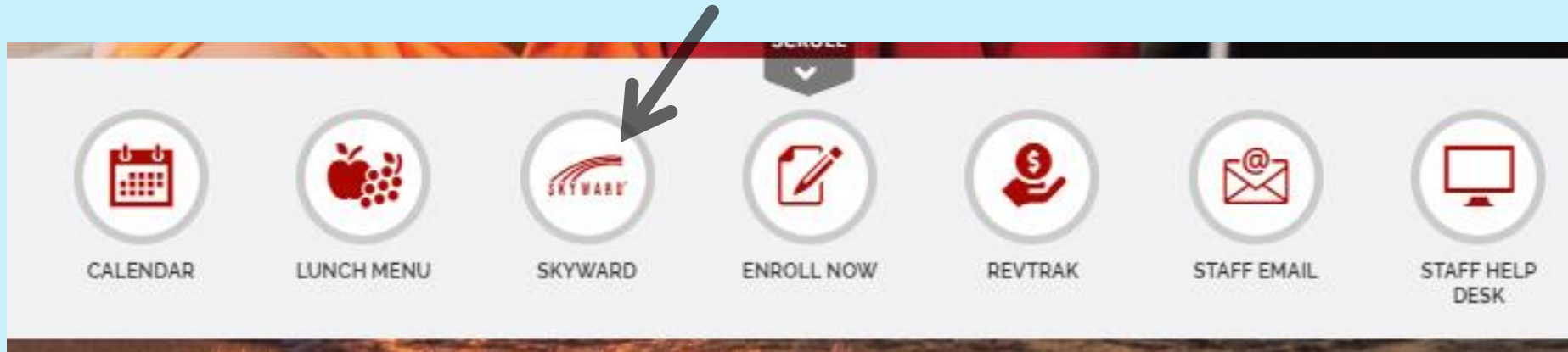


LEARNING LINKS

- ILEARN Released Items Repository
- Renaissance Learning
- Pearson Realize
- Pearson Success Net
- Compass Learning
- RAZ Kids
- ReadWorks
- Newsela
- Starfall
- ALEKS
- Essay Scorer

TRACK STUDENT PROGRESS

- Check grades and attendance through **Skyward Family Access**.



- Email your child's teacher with concerns.
- Review report cards and progress reports that come home.
- Review daily work and student agenda.
- Visit the Title I webpage for more information and links to practice <https://www.lakes.k12.in.us/TitleI>



h